



National Statistics Office of Georgia

## EXTERNAL MERCHANDISE TRADE IN GEORGIA

# 2018

JANUARY-NOVEMBER

(PRELIMINARY RESULTS)

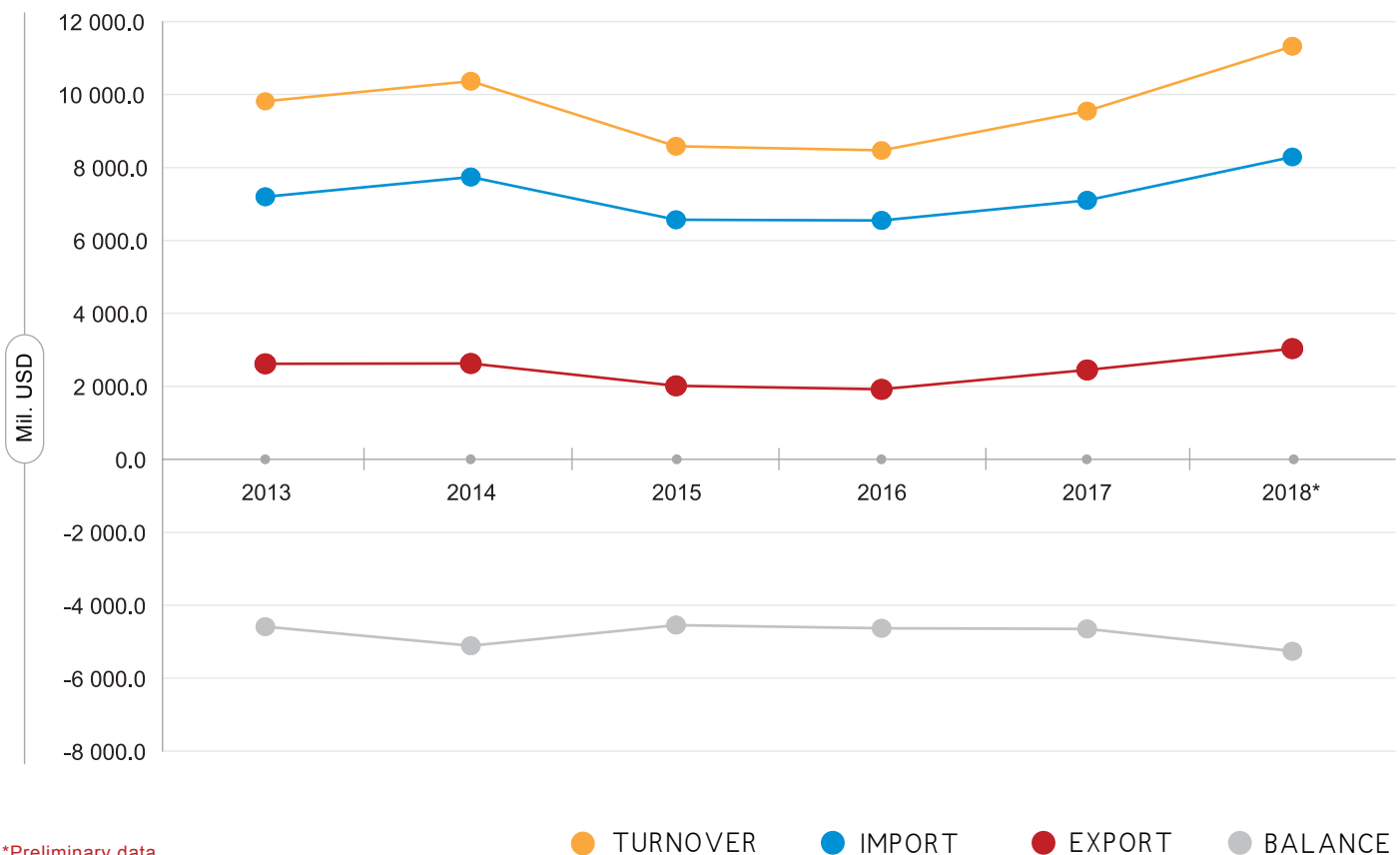
13.12.2018

13.12.2018

**EXTERNAL MERCHANDISE TRADE OF GEORGIA IN JANUARY-NOVEMBER 2018  
(PRELIMINARY)**

External Merchandise Trade (excluding non-declared trade) of Georgia amounted to USD 11 324.7 million in January-November 2018 (preliminary data), 18.6 percent higher year-on-year. The value of export increased by 24.0 percent reaching USD 3 033.5 million, while the import grew by 16.8 percent and amounted to USD 8 291.2 million. The trade deficit equaled USD 5 257.7 million and its share in trade turnover constituted 46.4 percent.

**EXTERNAL MERCHANDISE TRADE TENDENCIES OF GEORGIA IN  
JANUARY-NOVEMBER 2013-2018**



The table below shows dynamics of the external merchandise trade statistics indicators in 2013-2018.

## NATIONAL STATISTICS OFFICE OF GEORGIA

13.12.2018

### EXTERNAL MERCHANDISE TRADE OF GEORGIA IN 2013-2018 (MILLION US DOLLARS)

YEAR	MONTH	EXPORTS	IMPORTS	TURNOVER	BALANCE
2013	<b>YEAR</b>	2 910.3	8 022.5	10 932.9	-5 112.2
	January	196.0	485.6	681.6	-289.6
	February	162.1	517.5	679.6	-355.3
	March	207.2	619.1	826.3	-411.9
	April	220.3	651.9	872.2	-431.6
	May	216.1	659.9	876.0	-443.8
	June	233.6	610.5	844.1	-376.8
	July	239.8	720.5	960.3	-480.7
	August	284.0	711.0	995.0	-427.0
	September	258.8	705.0	963.8	-446.2
	October	286.9	732.2	1 019.1	-445.2
	November	313.2	789.8	1 103.0	-476.6
2014	<b>YEAR</b>	2 861.0	8 601.8	11 462.9	-5 740.8
	January	223.6	543.3	767.0	-319.7
	February	216.0	591.7	807.7	-375.6
	March	256.2	701.7	957.9	-445.6
	April	236.9	683.6	920.5	-446.6
	May	242.6	814.5	1 057.1	-571.8
	June	244.1	698.1	942.2	-453.9
	July	246.2	786.8	1 033.0	-540.6
	August	247.6	683.3	930.9	-435.6
	September	239.8	726.9	966.7	-487.1
	October	272.2	783.8	1 056.0	-511.6
	November	202.6	724.4	927.0	-521.8
2015	<b>YEAR</b>	2 204.7	7 300.3	9 505.0	-5 095.6
	January	155.1	538.9	694.0	-383.8
	February	167.2	579.9	747.1	-412.7
	March	179.1	677.7	856.7	-498.6
	April	186.6	552.1	738.7	-365.6
	May	194.6	566.6	761.2	-372.0
	June	198.6	607.5	806.1	-408.9
	July	187.0	582.0	769.1	-395.0
	August	190.4	624.3	814.7	-433.9
	September	186.3	644.9	831.2	-458.5
	October	187.9	616.1	804.0	-428.2
	November	187.3	575.8	763.1	-388.5
December	184.6	734.5	919.1	-549.9	

## NATIONAL STATISTICS OFFICE OF GEORGIA






13.12.2018

YEAR	MONTH	EXPORTS	IMPORTS	TURNOVER	BALANCE
2016	<b>YEAR</b>	2 112.9	7 294.0	9 406.9	-5 181.1
	January	122.2	411.9	534.1	-289.7
	February	158.4	524.3	682.7	-365.9
	March	162.0	552.4	714.4	-390.4
	April	165.6	557.2	722.9	-391.6
	May	172.3	610.3	782.6	-438.0
	June	168.0	642.4	810.4	-474.4
	July	173.6	600.2	773.7	-426.6
	August	187.9	691.6	879.6	-503.7
	September	202.4	648.8	851.2	-446.5
	October	190.1	662.1	852.2	-472.0
	November	219.0	648.0	867.0	-429.0
	December	191.3	744.7	936.1	-553.4
2017	<b>YEAR</b>	2 112.9	7 294.0	9 406.9	-5 181.1
	January	122.2	411.9	534.1	-289.7
	February	158.4	524.3	682.7	-365.9
	March	162.0	552.4	714.4	-390.4
	April	165.6	557.2	722.9	-391.6
	May	172.3	610.3	782.6	-438.0
	June	168.0	642.4	810.4	-474.4
	July	173.6	600.2	773.7	-426.6
	August	187.9	691.6	879.6	-503.7
	September	202.4	648.8	851.2	-446.5
	October	190.1	662.1	852.2	-472.0
	November	219.0	648.0	867.0	-429.0
	December	191.3	744.7	936.1	-553.4
2018*	<b>YEAR</b>	3 033.5	8 291.2	11 324.7	-5 257.7
	January	222.6	594.6	817.2	-372.0
	February	223.6	638.9	862.5	-415.2
	March	285.8	844.7	1 130.5	-558.9
	April	229.1	734.8	964.0	-505.7
	May	323.3	810.8	1 134.1	-487.4
	June	307.8	779.2	1 087.0	-471.4
	July	278.3	796.5	1 074.8	-518.2
	August	275.4	772.1	1 047.4	-496.7
	September	301.1	718.2	1 019.3	-417.1
	October	303.0	863.3	1 166.3	-560.4
	November	283.3	738.0	1 021.4	-454.7

\*Preliminary data.

Detailed data on external merchandise trade of Georgia will be published on 19 December, 2018.

13.12.2018

- Sources:**
-  LEPL Revenue Service of Ministry of Finance of Georgia;
  -  LEPL Service Agency of Ministry of Internal Affairs of Georgia;
  -  Georgian State Electric System, JSC;
  -  Electricity System Commercial Operator, JSC;
  -  Georgian Gas Transportation Company, LTD.

**Notice:** The discrepancy between the totals and the sum in some cases can be explained by using rounded data.

Contact person: Lia Dzebisauri,  
Tel.: (+995 32)36 72 10 (300).  
E-mail: [Ldzebisauri@geostat.ge](mailto:Ldzebisauri@geostat.ge)